



**2019**

**2020 04**

)

(

1

5G

2



..... 7

..... 11

..... 14

..... 29

..... 82

..... 90

..... 90

..... 90

..... 91

..... 92

..... 99

..... 105

..... 106





---

			300394
			Suzhou TFC Optical Communication Co., Ltd

	4 C 303

	5		2018 7 31 2020 4 20

	2019	2018		2017
	522,930,856.11	442,889,123.36	18.07%	337,992,404.01
	166,586,910.95	135,532,003.56	22.91%	111,234,679.39
	148,978,893.22	127,345,335.22	16.99%	102,725,710.16
	176,849,433.54	135,533,944.70	30.48%	119,867,917.54
/	0.8402	0.7100	18.34%	0.5985
/	0.8402	0.7100	18.34%	0.5985
	14.93%	14.84%	0.09%	14.39%
	2019	2018		2017
	1,344,719,334.53	1,195,002,282.85	12.53%	889,425,236.77
	1,169,563,007.77	1,070,662,096.06	9.24%	808,907,111.14

	111,909,251.16	137,034,973.30	134,560,190.03	139,426,441.62
	33,874,355.09	43,490,366.89	48,875,007.28	40,347,181.69

	30,236,815.19	38,972,932.21	44,389,826.86	35,379,318.96
	51,358,650.55	51,314,374.56	46,985,974.52	27,190,433.91

1

2

	2019	2018	2017	
	-15,823.69	-2,347,147.79	20,434.27	
	3,746,359.46	2,851,986.24	4,162,177.23	
	17,094,169.97	8,924,612.82	5,618,455.35	
	33,751.88	231,510.94	209,485.19	
	3,169,445.48	1,449,144.33	1,501,582.81	
	80,994.41	25,149.54		
	17,608,017.73	8,186,668.34	8,508,969.23	--

1 —

1 —

(OMS-Optical Manufacturing Service

OEM

OMS

BOX

AWG

“

”

Mux/Demux

FA

BOX

5.23

18.07%

1.67

22.91%

1

18.07%

2019

2019

2018

29.30%

2

22.91%

2012

C39

”

“

”

“

5G

2019 6 6

5G

2019

5G

1

	2,690 14,873
	315

2

Mux/Demux

FA

BOX

2019

OMS

H7



);

);

);

);

);

);

); (

CAG

C9A

);

);

);

);

);

);

);

);

);

);

);

);

);

);

);

);

C9A

CAG

);

);

);

);

);

);

);

CAG

);

);

);

("

)"


1

“ ” “ ”

2

1

	2019		2018		
	522,930,856.11	100%	442,889,123.36	100%	18.07%
	510,111,649.90	97.55%	435,807,629.69	98.40%	17.05%
	12,819,206.21	2.45%	7,081,493.67	1.60%	81.02%
	475,136,794.31	90.86%	391,409,710.71	88.38%	21.39%
	34,974,855.59	6.69%	44,397,918.98	10.02%	-21.22%
	12,819,206.21	2.45%	7,081,493.67	1.60%	81.02%



		2019		2018		
		142,937,560.23	58.95%	125,000,053.00	58.93%	0.02%
		55,530,085.04	22.90%	44,396,605.68	20.93%	1.97%
		44,007,334.45	18.15%	42,716,618.94	20.14%	-1.99%

6

2018 12 3 Liping Li  
 100 Liping Li TFC COMMUNICATION USA, INC.100% 2018 12  
 3 TFC COMMUNICATION USA, INC.100%

2019 4 16  
 N3200201900221 2019 5 5 G631629 TFC  
 COMMUNICATION USA, INC.100%

7

8

		196,227,925.94
		37.52%
		0.00%

5

--	--	--

	94,461,221.33
	57.02%
	31.50%

5

1		52,189,524.47	31.50%
2		14,092,822.85	8.51%
3		12,042,045.44	7.27%
4		8,896,669.40	5.37%
5		7,240,159.17	4.37%
	--	94,461,221.33	57.02%

TFC

2018

www.cninfo.com.cn

3

	2019	2018		
	8,987,739.90	9,091,527.17	-1.14%	
	30,144,752.44	29,651,743.06	1.66%	
	-3,446,863.78	-7,046,436.49	-51.08%	
	56,038,097.72	41,922,282.80	33.67%	

4

11

AWG

BOX

AWG

5,603.81                      OEM  
33.67%

	2019	2018	2017
	238	212	176
	13.89%	14.23%	13.48%
	56,038,097.72	41,922,282.80	34,258,855.18
	10.72%	9.47%	10.14%
	0.00	0.00	0.00
	0.00%	0.00%	0.00%
	0.00%	0.00%	0.00%

5

	2019	2018	
	547,482,694.64	454,560,529.37	20.44%
	370,633,261.10	319,026,584.67	16.18%
	176,849,433.54	135,533,944.70	30.48%
	1,808,269,076.32	884,043,874.73	104.55%
	1,958,532,975.38	1,330,999,914.36	47.15%
	-150,263,899.06	-446,956,039.63	-66.38%
		193,363,085.12	-100.00%
	71,661,887.60	61,424,486.92	16.67%
	-71,661,887.60	131,938,598.20	-154.31%
	-43,864,250.32	-178,172,545.92	-75.38%

1.	20.44%	/
2.	16.18%	
3.	104.55%	
4.	47.15%	
5.	-100%	1.83
6.	16.67%	

## 1

2019

	2019		2019				
	105,085,387.24	7.81%	148,949,637.56	12.46%	-4.65%	17,685	1,709 2,690 14,873 2018
	168,415,126.87	12.52%	128,697,781.17	10.77%	1.75%		
	75,097,552.57	5.58%	62,050,284.82	5.19%	0.39%		
	26,924,917.19	2.00%	36,331,130.21	3.04%	-1.04%		
	278,443,055.11	20.71%	254,513,207.91	21.30%	-0.59%		
	104,164,226.25	7.75%	17,006,463.88	1.42%	6.33%		
	61,585,330.29	4.58%	73,003,094.15	6.11%	-1.53%		
	3,973,352.36	0.30%	3,546,938.41	0.30%	0.00%		



5

1



	9,155.02	7,000	155.02	7	2,000

3

1

2

10%

			45,000,000	242,606,087. 95	213,749,154. 99	207,537,316. 62	72,400,681.4 0	63,826,831.2 4

TFC COMMUNICATION USA, INC.		-488,477.82

1		2010 11	4,500	
2		2016 8	5,000	
	“	”		
3		2016 11	500	
			51%	
4		2016 12	7,000	
	LENS			20%
5.		2017 6	1000	
6		2017 1	16,000	2017 8
	6.25%			

” “ ”

“

5 10

4 2020  
5G

400G 800G 5G

1.

5G

2  
∅∅

---

2019 11 07			2019 11 9
------------	--	--	-----------

2019 4 9	2018		2018	
198,941,910		10	3.6	71,619,087.60 ,

2019 5 14

							360,714,058.91
							100.00%
							20
2020	4	24			2019		2019
	12	31	198,901,910		10	4	
				2019			

3								
1	2019			2019	12	31	198,901,910	10
4		,	79,560,764					
2019								
2	2018			2018	12	31	198,941,910	10
3.6		,	71,619,087.60					
2019	5	21						
3	2017			2017	12	31	185,850,000	10
3.2		,	59,472,000					2018
4	23							

2019	79,560,764.00	166,586,910.95	47.76%	0.00	0.00%	79,560,764.00	47.76%
2018	71,619,087.60	135,532,003.56	52.84%	0.00	0.00%	71,619,087.60	52.84%
2017	59,472,000.00	111,234,679.39	53.47%	0.00	0.00%	59,472,000.00	53.47%




--	--	--	--	--	--	--	--

--	--	--	--	--	--	--

				2015 01 31		
			25%			

--	--	--	--	--	--	--



			1	2015 01 31		




				1 / / /			
			2	/			
			/				
			/				
				/			


1

/  
/

2015 01  
31




2

/  
/

-

				1		
			2			

--	--	--	--	--	--	--



2%


			3			
			2			
			5%	2015 01 31		



20%

40%





			30			
				1		
				2		





			1 /			
			/			
			2			
			/			


				2015 01 31		
			1 / /			
			2 /			

				2017 01 20		
			1			


			/			
			2 /			
			/			
			/			
			/			
				2017 01 20		
			1			

			2			
			3			
			4			
			5			

			" "			
			"			
			"			
			1			
				2017 05		
				20		



			3			
			" " 5% " " 1	2017 05 20		



2


			3			
			" "			
			" "			
			1	2017 05 20		

			2			
			3			

			4			
				"		
				"		
			5%			
				"		
				"	2017 05 20	
						11
			1			

		2
		3


			4			
			" " / /	" "	2017 05 20	1



2

/

CE



			4			
			5			
			"	2018 07		
			"	17		
			12			





2018 8 24 < 2018  
 > 119 212  
 19.96 30 25 102  
 9.98 2018 8 27 2018  
 2018 9 11 2018  
 2018  
 144 2 2 ,  
 344 212  
 210 119 117 30 32 102  
 2018 9 11  
 2018 9 12 2018  
 2018-048 2018-049  
 2018 9 26 2018 2018 9  
 26 2018  
 2018-051  
 2018 10 8 2018  
 32 30 2018 10 8  
 2018 8 7 7-6 8

1

4

2018

2018

2018

2018

19.60

2019 6 20



7 0 0  
 2019 5 6 2018  
 TFC 2019 5,780

TFC 5,382.80

5=D 5=D -)''\*

2019	2019 04 09	www.cninfo.com.cn 2019-013

1

1

2

3

230,720.04 2019 12 31 2,167,495.80  
 10%

10%

2

---

**3****1**

		39,310	37,810	0
		15,440	7,000	

			5,000		2018 12 14	2019 03 14			4.20%	0	52.5		0					
			10,920		2018 12 29	2019 03 29			4.20%	0	114.66		0					
			2,020		2019 01 17	2019 04 17			4.15%	0	20.96		0					
			2,000		2019 01 18	2019 02 20			3.00%	0	5.59		0					
			2,020		2019 01 31	2019 04 30			4.10%	0	20.71		0					
			13,440		2019 02 20	2019 05 20			4.10%	0	137.76		0					
			2,000		2019 02 21	2019 03 28			3.75%	0	7.71		0					



				20	25											
			1,000	2019 05 20	2019 06 25			3.65%	0	3.45		0				
			5,100	2019 06 18	2019 09 18			4.05%	0	51.64		0				
			11,150	2019 06 28	2019 09 29			4.00%	0	112.73		0				
												0	39.11		0	







2

4

1

40%

OHSAS 18001 2007

2020 2 13

1

	35,294,760	17.74%				-12,141,910	-12,141,910	23,152,850	11.64%
3	13,021,910	6.55%				-12,141,910	-12,141,910	880,000	0.44%
	6,050,955	3.04%				-6,050,955	-6,090,955		
	6,970,955	3.50%				-6,090,955	-6,090,955	880,000	0.44%
4	22,272,850	11.20%						22,272,850	11.20%
	22,272,850	11.20%						22,272,850	11.20%
	163,647,150	82.26%				12,101,910	12,101,910	175,749,060	88.36%
1	163,647,150	82.26%				12,101,910	12,101,910	175,749,060	88.36%
	198,941,910	100.00%				-40,000	-40,000	198,901,910	100.00%

1 2019 8 6  
1,210.1910

- 1

2 2019 6 18

1

1 40000 88% % \$ %

1

A 1,210.1910

2 2019 6 18

1

1

4

2019 7 9

2019

< >

45

2019 7 10

www.cninfo.com.cn

2019-035

2019 10 15

198,941,910

198,901,910

2019 230001

2019 12 18

2019 12 28

www.cninfo.com.cn

2019-060

2018 18.34% 198,941,910 198,901,910 0.8402  
 2019 12 31 5.88 2018 12 31 9.26%

2

1	6,050,955		6,050,955	0		2019 8 6
	6,050,955		6,050,955	0		2019 8 6
	21,056,250			21,056,250		
	1,216,600			1,216,600		70000 2018

86 de P869 > 4FX(s0 > 4FX

1

2

3

1

	13,308		12,321		0	9		0
		5%				10		
		43.87%	87,250,000			87,250,000		
		14.11%	28,075,000		21,056,250	7,018,750		
		2.23%	4,434,414			4,434,414		
		1.44%	2,863,312			2,863,312		



		2,863,312		2,863,312
		2,671,931		2,671,931
		2,209,285		2,209,285
1		1,912,420		1,912,420
		1,900,000		1,900,000
		1,820,000		1,820,000
3		1,601,640		1,601,640
10 10 10		56.54%	100%	10

10

10

10


10

## 2

	/			
		2005 06 08	91320505774698086J	

3

	56.54%		
			1.34%
10			




4

10%









---

					09 30 11 09
--	--	--	--	--	-------------

5	1982	3					2005	7	2008
5					2008	6	2011	9	
	2011	10	2017	11					
6	1980	7							2004 2005
			2006	2007			2008		2015
7	<b>ZHOU, ZHIPING</b>				1954	11			
							1993		
1993	12	2005	3		2005	3	2008	3	2008
3									
			2004						973 863
8					1957	12			1982 8 1983
6			1983	7	1985	12			
							1986	1	1989 7
	1989	8	1996	3					
									1996 4
9					1978	5			2003
	2008	1							2009 1
1	1982	12							2004 3 2005 6
					2005	7	2007	6	2007 7 2011 2
			2011	3	2011	9			
2	1981	3							2003 6 2005 7
							2005	7	2011 9
									2010 6
3	1983	10							2004 8
2009	6								
							2009	9	2011 9
	2011	10	2017	11					
1			“		”				
2			“		”				
3			“		”				
4			“		”				
5	1976	3							
					2006	4	2012	1	-
2016	1						2016	2	2012 1
7									2016
6	1982	10							2004

2017 8

	2005 06 08		
	2011 05 08		

TFC

21

			2016 06 17		
			2015 09 01		
			2013 12 01		
			2014 5 1		
			2009 01 01		
			2018 04 16		
			2019 9 18		
			2019 7 24		
			2010 12 20		


			52		70.5	

			52		43.5	
			52		64.5	
			46		83.26	
			39		37.72	
			38		39.66	
			38		94.97	
			39		28.3	
			44		45.29	
			38		73.88	
			37		19.69	
ZHOU, ZHIPING			65		9.52	
			61		9.52	
			41		9.52	
	--	--	--	--	629.83	--

1

221

1,493

---

	130
	231
	1,353
	1,714

2

3

“ ” “ ”

“ ” “ ”



1

2

3

4

5

[Redacted]		59.32%	2019 11 14	2019 11 15	2019 11 15 <a href="http://www.cninfo.com.cn/">http://www.cninfo.com.cn/</a> 2019 2019-059
------------	--	--------	------------	------------	---

2

1

[Redacted]					
[Redacted]	[Redacted]			0%	TAudy, 18% ID—, ER _ gāQDEC0K°

&amp;&amp;%

&amp;&amp;%

&amp;&amp;%

&amp;&amp;%

&amp;&amp;%

1

2

	2020 04 28
	2019 2020 4 28 <a href="http://www.cninfo.com.cn">http://www.cninfo.com.cn</a>
	100.00%
	100.00%

	<p>5%</p> <p>3%</p> <p>1%</p> <p>1%</p> <p>3%</p> <p>&lt;</p> <p>0.5%</p> <p>3%</p> <p>&lt;</p> <p>0.5%</p> <p>1%</p> <p>&lt;</p> <p>3%</p> <p>&lt;</p> <p>0.5%</p> <p>&lt;</p> <p>0.5%</p> <p>&lt;</p>	<p>3%</p> <p>1%</p> <p>0.5%</p> <p>3%</p> <p>&lt;</p> <p>0.5%</p> <p>1%</p> <p>&lt;</p> <p>0.5%</p> <p>&lt;</p> <p>0.5%</p>
		0
		0
		0
		0





	2020 04 24
	W[2020]A495

### W[2020]A495

12 31 2019 “ ” 2019

2019 12 31 2019

” “

1

29

51,011.16



1

2

1

2019 12 31

	2019 12 31	2018 12 31
	105,085,387.24	148,949,637.56
	61,585,330.29	73,003,094.15
	168,415,126.87	128,697,781.17
	3,973,352.36	3,546,938.41
	4,415,569.70	1,562,635.25
	75,097,552.57	62,050,284.82
	465,482,961.26	423,134,133.32
	884,055,280.29	840,944,504.68

	26,924,917.19	36,331,130.21
	278,443,055.11	254,513,207.91
	104,164,226.25	17,006,463.88



	407,150,915.69	403,830,068.19
	9,481,000.00	9,880,200.00
	360,563.52	121,922.66
	75,047,368.73	63,129,712.70
	497,583,249.83	414,518,682.51
	1,169,563,007.77	1,070,662,096.06
	1,932,572.03	1,241,086.16
	1,171,495,579.80	1,071,903,182.22
	1,344,719,334.53	1,195,002,282.85

2

	2019 12 31	2018 12 31
	96,112,015.99	141,144,190.19

	449,984,029.98	421,339,027.55
	896,951,079.75	829,696,794.78
	99,426,633.33	17,357,117.44
	109,594,412.59	117,472,566.65
	99,059,054.23	95,374,479.65
	2,687,358.48	169,902.90
	7,007,057.01	7,178,416.05
	503,802.17	730,204.78
	2,166,194.86	1,273,760.98
	3,155,981.61	999,371.40
	323,600,494.28	240,555,819.85
	1,220,551,574.03	1,070,252,614.63
	9,847,494.69	10,492,633.91
	153,802,386.62	31,764,967.49

	4,180,711.31	4,079,341.13
	8,303,499.91	7,375,652.56
	2,013,287.58	2,896,608.15
	9,943,000.00	32,680,200.00

	75,047,368.73	63,129,712.70
	360,714,058.91	325,059,842.29
	1,032,461,193.92	980,963,211.39
	1,220,551,574.03	1,070,252,614.63

## 3

	2019	2018
	522,930,856.11	442,889,123.36
	522,930,856.11	

“ ”		
“ ”		
“ ”		
“ ”	-2,371,225.06	
“ ”	-3,147,292.30	-2,218,086.54
“ ”		-3,421.20
“ ”	192,022,448.02	157,274,952.51
	133,751.88	573,863.15
	115,823.69	2,665,078.80
“ ”	192,040,376.21	155,183,736.86
	24,761,979.39	19,089,643.76
“ ”	167,278,396.82	136,094,093.10
1. “ ”	167,278,396.82	136,094,093.10
2. “ ”		
1.	166,586,910.95	135,532,003.56
2.	691,485.87	562,089.54
	238,640.86	394,307.43
	238,640.86	394,307.43
1.		
2.		
3.		

4.		
5.		
	238,640.86	394,307.43
1.	246,062.38	394,376.65
2.		
3.		
4.		
5.		
6.		
7.		
8.	-7,421.52	-69.22
9.		
	167,517,037.68	136,488,400.53
	166,825,551.81	135,926,310.99
	691,485.87	562,089.54
	0.8402	0.7100
	0.8402	0.7100

	522,803,976.63	449,002,309.29
	347,857,032.19	301,586,087.24
	3,330,226.10	3,270,807.77
	7,876,226.32	8,114,844.38
	16,431,380.68	16,436,874.08
	30,465,983.82	29,007,557.93
	-3,421,824.21	-7,067,014.73
	2,467,416.02	4,658,762.80
	1,163,291.05	2,314,552.12
“ ”	18,868,058.13	9,206,405.01
	1,797,632.28	281,792.19
“ ”		
“ ”		
“ ”	-2,164,274.30	
“ ”	-2,095,375.90	-1,640,877.35
“ ”		
“ ”	136,036,650.71	107,533,232.40
	75,466.43	76,400.67
	102,915.34	385,866.70

“ ”		
	246,062.38	
1. 1.	Æ PÐÁ ÷S0Ô/Ð àAÑGÿAî Ê Ì ðavj s T7@xq IÁavNú” •€‡ b RÂ£•¶bC	
	Ł	S





6

	2019	2018
	533,253,463.43	439,100,805.38
	5,811,434.47	4,455,378.48
	5,957,250.46	15,472,756.76
	545,022,148.36	459,028,940.62
	318,946,670.72	279,352,309.27
	36,707,051.65	32,323,629.32
	22,834,847.56	16,947,975.53
	35,075,833.53	15,511,172.98
	413,564,403.46	344,135,087.10
	131,457,744.90	114,893,853.52
	1,791,174,906.35	874,753,253.14
	17,094,169.97	9,225,380.75
	8,080,459.97	728,068.59
	1,816,349,536.29	884,706,702.48
	28,346,928.25	19,280,696.51
	1,809,800,673.35	1,280,060,385.01
	84,245,133.33	15,181,500.00
	1,922,392,734.93	1,314,522,581.52
	-106,043,198.64	-429,815,879.04
		193,363,085.12

2019

193,363,085.12
59,472,000.00
1,042,101.91
60,514,101.91
132,848,983.21
1,354,204.62
-180,718,837.69
321,863,027.88
141,144,190.19

**NOTES**

1,241,  
000,000




5															
6															
1															
2															
	198,901,910.00			407,150,915.69	9,481,000.00	360,563.52		75,047,368.73		497,583,249.83		1,169,563,007.77	1,932,572.03	1,171,495,579.80	

	2018														
	185,850,000.00			221,741,104.26		-272,384.77		53,708,773.16		347,879,618.49		808,907,111.14	1,502,070.44	810,409,181.58	
	185,850,000.00			221,741,104.26		-272,384.77		53,708,773.16		347,879,618.49		808,907,111.14	1,502,070.44	810,409,181.58	
“ ”	13,091,910.00			182,088,963.93	9,880,200.00	394,307.43		9,420,939.54		66,639,064.02		261,754,984.92	-260,984.28	261,494,000.64	
						394,307.43				135,532.00		135,927.00	562,089.00	136,488.00	



5															
6															
1															
2															
	198,941,910.00				403,830,068.19	9,880,200.00	121,922.66		63,129,712.70		414,518,682.51		1,070,662.09	1,241,086.16	1,071,903,182.22

8

	2019											
	198,941,910.00				403,589,954.52	9,880,200.00	121,991.88		63,129,712.70	325,059.842.29		980,963,211.39

---

1	-40,000 .00				-359,200 .00	-399,200 .00						
2												
3					3,680,04 7.50						3,680,047. 50	

	0			802.02	0.00	26		68.73	1	193.92
--	---	--	--	--------	------	----	--	-------	---	--------

	2018										
	185,850,000.00			221,413,679.40		-272,384.77		53,708,773.16	299,743,386.47		760,443,454.26
	185,850,000.00			221,413,679.40		-272,384.77		53,708,773.16	299,743,386.47		760,443,454.26
“ ”	13,091,910.00			182,176,275.12	9,880,200.00	394,376.65		9,420,939.54	25,316,455.82		220,519,757.13
						394,376.65			94,209,395.36		94,603,772.01
	13,091,910.00			182,176,275.12	9,880,200.00						185,387,985.12
1	12,101,910.00			171,380,975.12							183,482,885.12
2											
3	990,000.00			10,795,300.00	9,880,200.00						1,905,100.00
4											
								9,420,939.54	-68,892,939.54		-59,472,000.00
1								9,420,939.54	-9,420,939.54		

									39.54	9.54		
2										-59,472,000.00		-59,472,000.00
3												
1												
2												
3												
4												
5												
6												
1												
2												
	198,941,910.00				403,589,954.52	9,880,200.00	121,991.88		63,129,712.70	325,059,842.29		980,963,211.39

1

“ ” “ ”

2011 9

5,910

2015 1 30

[2015]183

A 1,859

1,524

335

2015 2 17

7,434

2016 5 9

2015

10 15

11,151

18,585

2017 2 10 2017 2017 6 6 2017  
 2018 2 2 2018  
 [2018]298  
 1,210.191 19,795.191  
 2018 102 99 25  
 19,894.191  
 2019 4 19,890.191  
 913205007764477744  
 695  
 2020 4 24

2

C39

3

4

OSA

5

6

1

		100%	—
		100%	—
		51%	—
		100%	—
		100%	—
TFC COMMUNICATION USA INC		100%	—

2

2019 5

100%



**5**

1

2

**6**

8

9

2

3

2

1

2

3

4

5

6

3

1

2

1

2

4

5

6

12

30

**11**

**12**


4

5

»

“



24

1

2

		20	5/10	4.75/4.50
		10	5/10	9.50/9.00
		5	5/10	19.00/18.00
		5	5/10	19.00/18.00
		5	5/10	19.00/18.00

3

75%

90%

90%

25

26

1

1

1

2

3

3

31

32

33

34

1

2

**3**

**4**

**35**

**36**

1

2



40

1

1

DiB;ÑÃ

44

1



1

2019

( 2019 6 )


2019

2019 16

2019

2018

:



---


---



	17,006,463.88	17,006,463.88	
	40,832,802.81	40,832,802.81	
	730,204.78	730,204.78	
	3,050,807.18	3,050,807.18	
	1,593,161.40	1,593,161.40	
	354,057,778.17	354,057,778.17	
	1,195,002,282.85	1,195,002,282.85	
	10,492,633.91	10,492,633.91	
	39,960,299.03	39,960,299.03	
	4,079,341.13	4,079,341.13	
	17,410,633.15	17,410,633.15	
	11,614,261.90	11,614,261.90	
	20,074,941.00	20,074,941.00	

	103,632,110.12	103,632,110.12	
	18,781,721.00	18,781,721.00	
	685,269.51	685,269.51	
	19,466,990.51	19,466,990.51	
	123,099,100.63	123,099,100.63	
	198,941,910.00	198,941,910.00	

	1,241,086.16	1,241,086.16	
	1,071,903,182.22	1,071,903,182.22	
	1,195,002,282.85	1,195,002,282.85	

2017 22 — ( 2017 7 )  
23 — ( 2017 8 ) 24 — ( 2017 9 )  
37 — ( 2017 14 ) 2019 1 1







	35%
--	-----

2

2018 10 24

GR201832001529

15%

2018 8 13

GR201836000739

15%

3

2019 39 ) 2019 4 1  
10% 9%

( 16% 13%;

1

	1,707.53	23,030.44
	105,083,679.71	148,926,607.12
	105,085,387.24	148,949,637.56
	584,093.86	682,659.31

2


3

--	--	--

4

1

	61,585,330.29	73,003,094.15
	61,585,330.29	73,003,094.15




5

1

						79,269.97	0.06%	79,269.97	100.00%	0.00
	177,279,080.95	100.00%	8,863,954.08	5.00%	168,415,126.87	135,471,348.57	99.94%	6,773,567.40	5.00%	128,697,781.17
	177,279,080.95	100.00%	8,863,954.08	5.00%	168,415,126.87	135,471,348.57	99.94%	6,773,567.40	5.00%	128,697,781.17
	177,279,080.95	100.00%	8,863,954.08	5.00%	168,415,126.87	135,550,618.54	100.00%	6,852,837.37	5.06%	128,697,781.17

415.79







2,090,386.68

---

1	1	177,279,080.95
		177,279,080.95

**2**

1	32,772,610.55	18.49%	1,638,630.53
2	16,459,350.69	9.28%	822,967.53
3	13,410,073.52	7.56%	670,503.68
4	9,025,975.57	5.09%	451,225.88
5	6,653,310.00	3.75%	332,665.50
	78,321,320.33	44.17%	

5

6

6

--	--	--

7

1

1	3,963,320.69	99.75%	3,543,938.41	99.92%
1 2	7,031.67	0.17%	3,000.00	0.08%
2 3	3,000.00	0.08%		
	3,973,352.36	--	3,546,938.41	--

1

2

					%
1			1,753,114.18	1	44.12
2			553,584.00	1	13.93
3			414,706.96	1	10.44
4			404,153.44	1	10.17
5			360,018.00	1	9.06
	—	—	<b>3,485,576.58</b>	—	<b>87.72</b>

8

	4,415,569.70	1,562,635.25
	4,415,569.70	1,562,635.25

1

1

--	--	--

2

--	--	--	--	--

3

2

1

( )		
-----	--	--

2

1

( )				
-----	--	--	--	--

3

3

1

	3,151,257.21	
	302,100.00	303,500.00
	24,843.00	39,482.00
	1,318,205.00	1,318,205.00
	4,796,405.21	1,661,187.00

2




		3,151,257.21	1	65.70%	157,562.86
		1,318,205.00	1 2	27.48%	131,820.50
		300,000.00	2 3	6.25%	90,000.00
		14,843.00	1	0.31%	742.15
		10,000.00	1	0.21%	500.00
	--	4,794,305.21	--	99.95%	380,625.51

6

--	--	--	--	--	--

7

8

9

1

	26,071,561.43	1,832,846.32	24,238,715.11	27,397,318.44	653,454.94	26,743,863.50
	23,318,109.15	1,014,225.26	22,303,883.89	12,081,948.18	185,119.73	11,896,828.45
	29,231,798.30	676,844.73	28,554,953.57	23,664,529.55	254,936.68	23,409,592.87
	78,621,468.88	3,523,916.31	75,097,552.57	63,143,796.17	1,093,511.35	62,050,284.82

2

	653,454.94	1,648,124.26		468,732.88		1,832,846.32
	185,119.73	908,291.65		79,186.12		1,014,225.26
	254,936.68	590,876.39		168,968.34		676,844.73
	1,093,511.35	3,147,292.30		716,887.34		3,523,916.31

3

4

--	--

10



--	--	--

			/	
--	--	--	---	--

11

--	--	--	--	--	--	--

12

--	--	--	--

/


13

	17,382,961.26	1,934,133.32
	448,100,000.00	421,200,000.00
	465,482,961.26	423,134,133.32





AIP

18

--	--	--

--	--	--	--	--	--	--

19

--	--	--

20

1

2

3

--	--	--

## 21

	278,443,055.11	254,513,207.91
	278,443,055.11	254,513,207.91

## 1

1.	133,620,503.40	184,776,097.77	3,751,743.97	1,881,507.94	24,184,258.67	348,214,111.75
2.	2,122,812.58	33,817,235.63	293,839.52		17,018,664.86	53,252,552.59
1		16,306,246.81	20,053.13		4,370,316.71	20,696,616.65
2	2,122,812.58	17,510,988.82	273,786.39		12,648,348.15	32,555,935.94
3						
3.		37,501.63			23,676.23	61,177.86
1		37,501.63			23,676.23	61,177.86
4.	135,743,315.98	218,555,831.77	4,045,583.49	1,881,507.94	41,179,247.30	401,405,486.48
1.	22,089,056.77	55,517,741.71	2,563,992.15	1,542,393.72	11,987,719.49	93,700,903.84
2.	6,736,508.84	17,380,151.12	328,845.40	112,159.99	4,749,216.35	29,306,881.70
1	6,736,508.84	17,380,151.12	328,845.40	112,159.99	4,749,216.35	29,306,881.70
3.		22,011.51			23,342.66	45,354.17
1		22,011.51			23,342.66	45,354.17

4.	28,825,565.61	72,875,881.32	2,892,837.55	1,654,553.71	16,713,593.18	122,962,431.37
1.						
2.						
1						
3.						
1						
4.						
1.	106,917,750.37	145,679,950.45	1,152,745.94	226,954.23	24,465,654.12	278,443,055.11
2.	111,531,446.63	129,258,356.06	1,187,751.82	339,114.22	12,196,539.18	254,513,207.91

2

--	--	--	--	--	--

3

--	--	--	--	--

4

	2,167,495.80

5

--	--	--

6

--	--	--

22

	104,164,226.25	17,006,463.88
	104,164,226.25	17,006,463.88

1

				1,085,722.76	1,085,722.76
	11,010,510.99		11,010,510.99		
				169,902.90	169,902.90
	93,153,715.26		93,153,715.26	15,750,838.22	15,750,838.22
	104,164,226.25		104,164,226.25	17,006,463.88	17,006,463.88

2

	2,200,000.00	1,085,722.76	1,037,089.82	2,122,812.58			96.50%	100%			
			41,965.4	30,159.3	795,564.	11,010.5		-			

			12.00	36.97	04	10.99						
	150,000,000.00	15,750,838.22	77,402,877.04			93,153,715.26	62.10%	70%				
	152,200,000.00	16,836,560.98	120,405,378.86	32,282,149.55	795,564.04	104,164,226.25	--	--				--

3

--	--	--	--	--	--	--	--	--	--	--	--	--

4


23

1

2

24

25

--	--	--	--	--	--	--	--	--	--	--	--	--

26

1

1.	44,562,519.11				44,562,519.11
2.					
1					
2					

3.					
1					
4.					
1.	39,938,759.37				39,938,759.37
2.	40,832,802.81				40,832,802.81

0.00%

2

--	--	--

27

		15,641,607.15				15,641,607.15		
		8,603,251.55				8,603,251.55		
AWG		6,770,508.56				6,770,508.56		
		6,769,297.83				6,769,297.83		
		4,076,203.78				4,076,203.78		

		3,489,767.73				3,489,767.73		
BOX		2,873,902.67				2,873,902.67		
AWG		2,339,958.05				2,339,958.05		
		1,949,208.20				1,949,208.20		
		1,991,883.24				1,991,883.24		
		1,532,508.96				1,532,508.96		
		56,038,097.7 2				56,038,097.7 2		

28

1



29

--	--	--	--	--	--

4

	21,157,543.71	9,776,287.21
	163,252.29	8,337.96
	21,320,796.00	9,784,625.17

5

2021	164,051.23	164,051.23	
2022	5,553,628.45	7,629,800.15	
2023	2,029,602.59	1,982,435.83	
2024	13,668,302.10		
	21,415,584.37	9,776,287.21	--

31

	3,736,159.61	1,593,161.40
	3,736,159.61	1,593,161.40

32

1

--	--	--

2

--	--	--	--	--

33


34

--	--	--

35

	9,847,494.69	10,492,633.91
	9,847,494.69	10,492,633.91

0.00

36

1

1	92,431,539.02	39,427,473.70
1 2	444,835.40	419,374.36
2 3	266,800.00	112,000.97
3		1,450.00

	93,143,174.42	39,960,299.03
--	---------------	---------------

**2**      **1**

--	--	--

**37**

**1**

1	1,180,669.00	4,036,102.97
1 2	3,000,042.31	43,238.16
2 3		
3		
	4,180,711.31	4,079,341.13

**2**      **1**

	0.00	--

**3**

--	--

**38**

--	--	--





1

3

1

	9,481,000.00	9,880,200.00
	3,151,400.00	10,100,000.00
	520,756.22	94,741.00
	13,153,156.22	20,074,941.00

2

1

--	--	--

42

--	--	--

43

--	--	--

44

--	--	--

--	--	--	--	--	--	--	--	--	--	--	--

--	--	--	--	--	--	--	--	--	--	--	--	--

45

1

--	--	--	--	--	--	--	--	--	--	--	--

46

1

--	--	--	--	--	--	--	--	--	--	--	--

2

	--	--	--								

3

4


47

--	--	--

48

--	--	--

1

--	--	--

2

--	--	--	--	--	--

49

1

--	--	--

2

--	--	--

--	--	--



53

		+ -					
	198,941,910.00				-40,000.00	-40,000.00	198,901,910.00

1

40,000.00

9.98 /

4

399,200

40,000

359,200

2

		%		%	
	87,250,000.00	43.87	87,250,000.00	43.86	
	111,651,910.00	56.13	111,691,910.00	56.14	
	<b>198,901,910.00</b>	<b>100.00</b>	<b>198,941,910.00</b>	<b>100.00</b>	

54

1

2


55

	401,924,968.19		359,200.00	401,565,768.19
	1,905,100.00	3,680,047.50		5,585,147.50
	403,830,068.19	3,680,047.50	359,200.00	407,150,915.69

3,680,047.50

**56**

	9,880,200.00		399,200.00	9,481,000.00
	9,880,200.00		399,200.00	9,481,000.00

40,000

---

	63,129,712.70			

## 62

	2,709,384.20	2,551,031.02
	2,258,965.14	2,138,671.88
	556,989.22	590,946.34
	369,827.52	388,529.36
	3,360.00	4,560.00
	232,446.18	335,827.26
	6,130,972.26	6,009,565.86

## 63

	3,955,666.49	3,859,074.35
	1,428,965.94	1,304,322.20
	1,241,402.07	1,571,177.44
	1,053,525.54	892,786.01
	843,740.07	644,171.85
	159,591.25	379,716.98
	142,689.00	151,904.42
	162,159.54	288,373.92
	8,987,739.90	9,091,527.17

## 64

	13,195,278.62	15,806,665.72
	4,356,208.80	6,738,588.22
	3,680,047.50	1,905,100.00
	2,753,342.98	1,685,390.12
	2,113,190.20	

---

	1,339,677.48	1,042,592.68
	695,829.76	828,480.07
	629,852.99	364,908.29
		672,784.94
	900,196.28	607,233.02

**68**

	1,797,632.28	281,792.19
	-23,744.12	-300,767.93
	17,094,169.97	9,225,380.75
	18,868,058.13	9,206,405.01

**69**

73

		-3,421.20

74

		21,000.00	
	123,711.26		123,711.26
		470,930.00	
	10,040.62	81,933.15	10,040.62
	133,751.88	573,863.15	133,751.88

									/
--	--	--	--	--	--	--	--	--	---

75

	100,000.00	160,000.00	100,000.00
	15,823.69	2,343,726.59	15,823.69
		161,352.21	
	115,823.69	2,665,078.80	115,823.69



	21,898.40	546,189.86
		10,100,000.00
	634,861.70	832,601.46
	6,260,270.99	21,053,418.67

2

	25,337,098.55	18,717,420.84
	7,068,600.00	
	72,807.48	1,202,779.18
	100,000.00	298,425.00
	32,578,506.03	20,218,625.02

3

--	--	--

4

--	--	--

5

--	--	--

6

--	--	--

	399,200.00	
		1,042,101.91
		910,385.01
	399,200.00	1,952,486.92

79

1

1	--	--
	167,278,396.82	136,094,093.10
	5,518,517.36	2,218,086.54
	29,306,881.70	26,238,701.66
	894,043.44	894,043.44
	1,070,349.80	1,319,243.39
		3,421.20
“ ”	15,823.69	2,343,726.59
“ ”	-1,217,800.44	-1,311,020.03
“ ”	-18,868,058.13	-9,206,405.01
“ ”	-1,852,264.06	-1,020,167.97
“ ”	2,042,093.68	-330,769.50
“ ”	-16,194,560.05	-3,908,280.74
“ ”	-46,249,449.91	-61,817,070.42
“ ”	55,105,459.64	41,069,140.54
	0.00	2,947,201.91
	176,849,433.54	135,533,944.70
2	--	--

3	--	--
	105,085,387.24	148,949,637.56
	148,949,637.56	327,122,183.48
	-43,864,250.32	-178,172,545.92

2

	673.35
	--
	673.35
	673.35
	--
	673.35
	--

3

	--
	--
	--

4

N©

80

“ ”

81

--	--	--

82

1

	--	--	
	1,760,653.07	6.9762	12,282,667.95
	4,189,868.00	0.0641	268,570.54
	--	--	
	6,026,135.41	6.9762	42,039,525.85
	--	--	
	1,239,358.49	6.9762	8,646,012.70
	22,113,350.00	0.0641	1,417,465.74

2

TFC COMMUNICATION USA,INC			

83

84

1

	698,000.00	2018	698,000.00
	648,000.00		648,000.00
	450,000.00	2018	450,000.00
	400,000.00		400,000.00
	300,000.00	2019	300,000.00
	205,300.00	2018	205,300.00
	200,000.00	-	200,000.00

	20,000.00	2018	
	20,000.00		20,000.00
	17,160.11		17,160.11
	16,700.00		16,700.00
	13,000.00		

USA INC.100%

2019 4 16

N3200201900221

2019 5 5

G631629

TFC COMMUNICATION USA INC.100%

**2**

--	673.35
	673.35
	673.35

**3**

	673.35	673.35
	673.35	673.35
	673.35	673.35

**4**

							2019	
5								
6								
2								
1								

2

--	--

3


3

4

5

6

1

1

				100.00%		
				100.00%		
				51.00%		
1				100.00%		
				100.00%		
2				100.00%		

1

2 2019 12 31

2

--	--	--	--	--

---

	49.00%	691,485.87		1,932,572.03
--	--------	------------	--	--------------

				20.00%		
1				6.25%		
AIP	2				40.00%	

	13,488,036.10	11,116,253.72
	480,991.47	1,721,733.98
	13,969,027.57	12,837,987.70

4

	/	/
	--	--
	--	--
	--	--
	7,932,874.06	11,822,090.59
	--	--
--	-522,798.93	-1,360,769.34
--	-522,798.93	-1,360,769.34

5

6

--	--	--	--

7

8

4

				/

5

6

1

2

3

82 1 “ ”

2019 12

31

1

	--	--	--	--
	--	--	--	--

2

3

4

5

6

7

8

9

1

			160	43.87%	43.87%

44.63%

2

1

3

3

--	--

4

--	--

5

1

/

		52,189,524.47	55,000,000.00		41,580,107.24
AIP		953,632.17			

/

		386,247.08	611,590.30
		1,482,531.38	1,375,368.39

2

/

/

/

^ é /	/	/		/	/	/
f,ú / /						

/

6

--	--	--	--

---

	0.00
	40,000.00

4

5

1

2

1

2

3

1

--	--	--	--

2

	79,560,764.00
	79,560,764.00

3

4

1 2020 1 €<sup>Ä</sup><sub>G</sub>Ä



	1,963,656.01	1.12%			1,963,656.01					
	175,977,691.88	100.00%	8,700,701.79	4.94%	167,276,990.09	135,320,756.26	100.00%	6,832,244.61	5.05%	128,488,511.65

415.79



1,947,727.15



1	1			175,977,691.88
				175,977,691.88

2

	79,269.97	415.79		79,685.76		

	6,752,974.64	1,947,727.15				8,700,701.79
	6,832,244.61	1,948,142.94		79,685.76		8,700,701.79

--	--	--	--	--	--

## 3

	79,685.76

KAIAM Corporation		79,685.76			
	--	79,685.76	--	--	--

## 4

1		32,772,610.55	18.62%	1,638,630.53
2		16,459,350.69	9.35%	822,967.53
3		13,410,073.52	7.62%	670,503.68

---

**2**

	3,205,584.35	291,340.50
	3,205,584.35	291,340.50

**1****1**

--	--	--

**2**

--	--	--	--	--

**3****1**

**3****1**

	3,151,257.21	
	302,100.00	305,600.00
		17,382.00
	3,453,357.21	322,982.00

**2**


	31,641.50	216,131.36				247,772.86
	31,641.50	216,131.36				247,772.86

--	--	--	--	--	--

4

--	--	--	--	--

--	--	--	--	--	--

5

		3,151,257.21	1		157,562.86

8

3

	82,669,495.40		82,669,495.40	81,141,436.44		81,141,436.44
	26,924,917.19		26,924,917.19	36,331,130.21		36,331,130.21
	109,594,412.59		109,594,412.59	117,472,566.65		

	.60	7.21	39						
	8,355,264	-8,274,90	-56,613.7				-23,744.1		
	.19	6.35	2				2		
			-522,798.					7,932,874	
			93					.06	

6

1

	-15,823.69	
	3,746,359.46	

3

1

2

3

- 1.
- 2.
- 3.
- 4.

2019

\$\$\$ ( &