



2017

2018 03

)

(

1

2

3

MPO

**OSA ODM
FIBER LENS**

4

2018 1 2

185,850,000

10

3.20

0

10

0

.....	7
.....	11
.....	14
.....	32
.....	85
.....	90
.....	90
.....	91
.....	99
.....	105
.....	106
.....	206



OSA		Optical Subassembly
FIBER LENS		
MPO		Multi-fiber Pull Off
4G		<div style="text-align: center;"> 3G WLAN LTE Long Term Evolution TDD-LTE FDD-LTE 4G </div>
5G		4G
		2017 1 1 2017 12 31
		2016 1 1 2016 12 31

			300394
		Suzhou TFC Optical Communication Co.,Ltd	
		TFC	
		695	
		215129	
		695	
		215129	
		www.tfcsz.com	
		zhengquan@tfcsz.com	

	695	695
	0512-66905892	0512-66905892
	0512-66256801	0512-66256801
	zhengquan@tfcsz.com	zhengquan@tfcsz.com

	www.cninfo.com.cn

	4 C 303

	30,390,310.04	27,141,525.17	21,232,439.84	23,961,435.11
	25,309,241.73	29,291,680.61	19,134,867.12	47,046,472.69

1

2

	2017	2016	2015	
	20,434.27	-51,991.78	915.81	
	4,162,177.23	2,313,523.00	3,139,838.00	
	5,618,455.35	7,090,207.98	4,040,273.98	
	209,485.19	-23,138.30	22,334.45	
	1,501,582.81	1,399,290.13	1,080,504.34	
	8,508,969.23	7,929,310.77	6,122,857.90	--

1 —

1 —

2017
2017

1

		2,700	1,000	1,400
		2,757		
		29.09%		
		1.05		1.2
		1.6	0.51	0.6
	0.75			
		32.56%		
		31.86%		
		98.88%	1.6	
		32.13%		
		89.16%		

2

1

“

”

“ ”

2

2005

OSA

MPO

51

3

4

2017

“ ”

1

9.01%

2

8.51%

2017

“

”

1

2017

3425.89

30.25%

MPO

FIBER LENS

51

“

” “

”

2

“

”

3

MES ERP MRP

2017

”

”

1

“

”

“

”

2

MPO

“

”

OSA ODM

FIBER LENS

OSA

MPO

3

5G

“

”

q

4

5

		2017		2016		
		65,214,370.80	44.05%	48,572,284.76	40.99%	3.06%
		42,069,152.64	28.41%	38,781,992.11	32.73%	-4.32%
		40,779,693.75	27.54%	31,150,448.32	26.29%	1.25%

6

名称	子公司名称	注册资本	主营业务
2017年6月设立，系本公司控股子公司	苏州欧之深工业自动化有限公司 (以下简称“欧之深”)	1,000,000	生产销售工业自动化设备等
2017年10月设立，系本公司全资子公司	香港宏宇科技有限公司	10万港币	国际贸易、咨询及技术服务

7

8

	141,190,922.48
	41.77%
	0.00%

5

--	--	--	--

1		43,479,652.99	12.86%
2		40,095,893.42	11.86%
3		29,499,033.07	8.73%
4		17,304,858.26	5.12%
5		10,811,484.74	3.20%
	--	141,190,922.48	41.77%

	45,790,564.57
	58.52%
	13.39%

5

1		10,474,324.73	13.39%
2		10,331,523.78	13.20%
3		9,463,714.06	12.09%
4		8,893,397.44	11.36%
5		6,627,604.56	8.47%
	--	45,790,564.57	58.52%

www.cninfo.com.cn

2017-019

3

	2017	2016		
	7,674,459.50	6,722,924.74	14.15%	
	57,167,829.51	52,630,384.23	8.62%	
	806,718.22	-6,192,244.32	113.00%	

4

40G / 100G OSA 15 6
30.25% 3,425.89

	2017	2016
--	------	------

	-38,903,200.00	-41,630,400.00	33.71%
	105,302,875.25	82,338,845.07	27.89%

1. 19.83%

/

							2020 12 14						www. cninfo.c om.cn
													2016-03 5 2017 1 12
													www. cninfo.c om.cn
													2017-00 2 2017 12 28
													www. cninfo.c om.cn

													2017-07 5
													2017 8 25
													www. cninfo.c om.cn
	(10,000, 000.00	6.25%						-318,325 .47		2017 08 25	
)												2017-04 6

	--	28,551.36	2,885.37	25,559.77	0	0	0.00%	2,991.59	--	0

1.

[2015]183

(“ ” “ ”) 2015 2

(A) 1,859

1,524

335

21.41 /

1,524

32,628.84

4,077.48137

28,551.35863

2015 2 13

W[2015]B017

2.2015

8,016.89

W[2016]E1311

2015 12 31

8,016.89

	5.5%				
6.		2017 6	1000	24.5%	
7			2017 1	16,000	60% 2017 8
	6.25%				
8		2017 10	10		

”

“ ” “

1

2

3

4

FIBER LENS

OSA ODM

MPO

5

6

“ ”

7

2017

1

2017 02 10			http://irm.cninfo.com.cn/
2017 03 27			http://irm.cninfo.com.cn/
2017 06 05			http://irm.cninfo.com.cn/
2017 08 11			http://irm.cninfo.com.cn/
2017 08 16			http://irm.cninfo.com.cn/
2017 10 27			http://irm.cninfo.com.cn/

				2015 01 31		


				2015 01		

				31		
				2015 01 31		
			25%			

--	--	--	--	--	--	--

				2015 01 31		


			25%			
			20	2015 01 31		



1


			5%			
			a			
			b			
		2,000	c			
			2%			

			b c			
			c			
			5			
			3			
			5			
			2			
			5			




3

20



			1		2015 01 31	
				2		
			/			
			/			

			3			
			1 / /			



			/ /			
--	--	--	--------	--	--	--

				1			
			2				

			3			
			2			
			5%	2015 01 31		
			20%			


			30			
			1			

			2			
				2015 01 31		
			30			

				1		
				2		

				31		
			1 /			

2



			/			
			/			
			/			
				2017 01 20		
			1			
			2			
			3			


			4			
			5			
				2017 05 20		

			3			
				2017 05 20		

			"			
			"			
			5%			
			"			
			"			
			1			


			2			
				3		





			" "			
			5%			
			" "			
			1			
				2		

				3		
				4		
				2017 05 20		



			3			
			4			
	ZHOU,ZHIPI NG		/	2017 11 10		

			1			
			2			
			3			
			4			
			5			

	2017					



“ ”

备注	子公司名称	注册资本	主营业务
2017年6月设立，系本公司控股子公司	苏州天智深源自动化有限公司 (以下简称“天智深源”)	1,000.00	销售销售工业自动化设备等
2007年10月设立，系本公司全资子公司	香港天智科技有限公司	107.00港币	国际贸易、咨询及技术服务

	55
	8

1,201.31

2017	2017 03 18	www.cninfo.com.cn

1**1****2****3**

214,240


10%


2017 12 31

2,610,847.32 ,

10%

2**3****1**





2

4

1

2014 2015 2016
40%

2007

2017 9

OHSAS 18001

7

44

FIBER LENS

5G

2

3

ISO14001 2015

2017 9

1

2017 1

2017

2017

2018 1 2

2

2016 7

3

1.35

2017 12

3

1

1.35

0.45

2017 3


2,651

DCF2017025
www.cninfo.com.cn

162,521

2017-025

1



	87,250,000			87,250,000		2018-2-17
	5,343,750			5,343,750		2018-2-17
	23,906,250	2,850,000		21,056,250		
	1,335,937	189,337		1,146,600		
	117,835,937	3,039,337	0	114,796,600	--	--

1

2

3

1

	13,155		14,019		9		0		9		0
		5%		10							
		46.95%	87,250,000	0	87,250,000	0					
		15.11%	28,075,000	0	21,056,250	7,018,750					

		868,153		868,153
		593,500		593,500
		556,800		556,800
10			-	
10	10			10
		10	10	

10

10

10

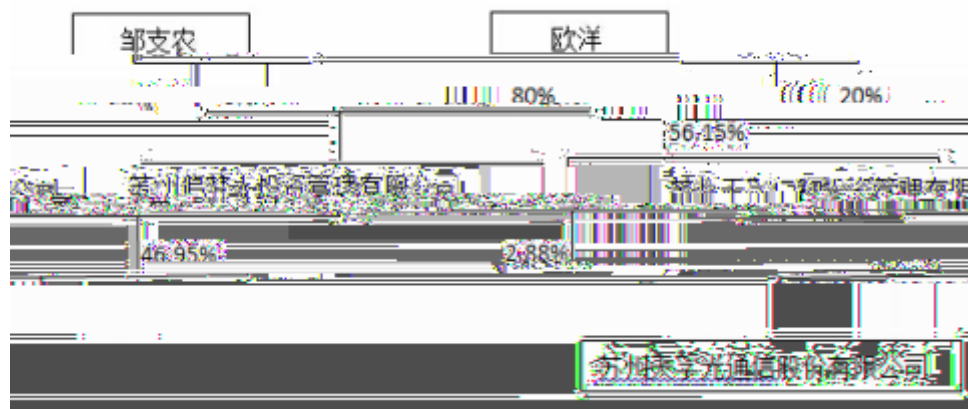
10

2

	/			
		2005 06 08	91320505774698086J	

3

10		



4 10%

5

1	1968 4								
	1991 7								
1995 7	2001 9			2001 10	2004 6				
	2004 7	2005 6						2005 7	
					2005	2018 1			
			2018 1						
2	1968 1								
	1992 7	1996 10			1996 10	1999 6	Sharikat		
Kian Tong Pte.Ltd.		1999 6	2006 3	Aston Air Control Pte.Ltd.		2005 7			
				2005 7	2011 9				
3	1968 9								
199									

			03		
			2016 12 27		
			2016 08 08		
			2017 06 29		
	TFC		2017 07 21		
			2017 06 29		
			2017 09 12		
	TFC		2017 07 21		
			2010 11 03		
			2016 11 11		
ZHOU,ZHIPING			2008 03 01		
			1996 04 01		
			2016 06 17		
			2015 09 01		
			2013 12 01		
			2009 01 01		

1

	190
	1,116
	1,306
	1,306
	0

1

4

2

3

1

2

3

4

5

1

--	--	--	--	--	--

2017 2 11

2017

65.75% 2017 02 10 2017 02 11

<http://www.cninfo>

2

3

2016

2017

2017

2017

1**2**

	2018 03 20	
	2017	2018 3 20
	http://www.cninfo.com.cn	
		100.00%
		100.00%

M

	5%				
	3%				
	1%				
	1%			3%	
	3%	<	5%	1%	
	0.5%		<	0.5%	<
	3%		0.5%	3%	0.5%
	<		1%	<	1%
	0.5%		<		<
	1%			0.5%	<
	<		3%		
	<		0.5%		
	<		0.5%		
	<		0.5%		

	2018 03 16
	W[2018]A093

W[2018]A093

12 31

2017

“ ”

2017

2017 12 31

2017

”

“

1

2017

333,537,213.14

7.64%

1

2

3

4

5

6

	22,122.18	190,735.23
	61,241,216.18	57,262,929.10
	16,758,800.00	977,490.00
	1,016,039.01	669,145.85
	17,774,839.01	1,646,635.85
	79,016,055.19	58,909,564.95
	185,850,000.00	185,850,000.00
	221,741,104.26	221,413,679.40
	-272,384.77	
	53,708,773.16	44,531,574.74

	347,879,618.49	305,294,137.52
	808,907,111.14	757,089,391.66
	1,502,070.44	
	810,409,181.58	757,089,391.66
	889,425,236.77	815,998,956.61

2

	321,863,027.88	219,285,360.09
	45,837,544.15	35,141,876.79
	96,564,931.49	102,976,387.03
	18,907,673.03	1,136,025.69
	361,719.21	763,307.04
	60,227,295.11	46,194,671.54
	989,981.78	160,000,000.00
	544,752,172.65	565,497,628.18
	42,959,154.89	57,315,984.28
	132,108,982.44	48,153,188.01
	84,591,660.01	86,507,336.91

	3,586,736.42	1,459,982.85
	7,349,775.09	7,521,134.13
	1,701,811.16	784,337.24
	874,022.09	848,410.94
	271,700.00	4,392,652.02
	273,443,842.10	206,983,026.38

	4,940,929.33	3,630,261.73
	7,674,459.50	6,722,924.74
	57,167,829.51	52,630,384.23
	806,718.22	-6,192,244.32
	46,878.48	1,289,247.41
“ ”		
“ ”	4,496,634.55	6,743,395.99
	-1,121,820.80	-346,811.99
“ ”		
“ ”	20,434.27	-51,991.78
	3,967,177.23	
“ ”	125,529,280.03	140,046,736.75
	429,318.05	2,407,353.32
	24,832.86	116,968.62
“ ”	125,933,765.22	142,337,121.45
	16,519,590.53	20,759,378.56
“ ”	109,414,174.69	121,577,742.89
“ ”		
“ ”	109,414,174.69	121,577,742.89
	111,234,679.39	121,577,742.89
	-1,820,504.70	
	-272,384.77	
	-272,384.77	

1.		
2.		
	-272,384.77	
1.	-272,384.77	
2.		
3.		
4.		
5.		
6.		
	0.00	
	109,141,789.92	121,577,742.89
	110,962,294.62	121,577,742.89
	-1,820,504.70	
	0.5985	0.6542
	0.5985	0.6542
	0.00	0.00

4

	339,564,866.35	310,784,218.52
	195,085,134.11	152,318,154.75
	3,436,196.93	2,988,544.20
	7,049,997.61	5,847,581.04
	36,460,207.88	35,358,804.00
	836,150.47	-6,164,181.02
	170,740.98	1,250,384.91
“ ”		
“ ”	4,496,634.55	6,743,395.99
	-1,121,820.80	-346,811.99
“ ”	20,434.27	-51,991.78
	3,967,177.23	
“ ”	105,010,684.42	125,876,334.85
	125,826.10	1,713,050.67
	2,574.36	11,500.00
“ ”	105,133,936.16	127,577,885.52
	13,361,951.97	18,961,521.76
“ ”	91,771,984.19	108,616,363.76
“ ”	91,771,984.19	108,616,363.76
“ ”		
	-272,384.77	
1.		
2.		
	-272,384.77	

1.	-272,384.77	
2.		
3.		
4.		
5.		
6.		
	91,499,599.42	108,616,363.76

5


	351,667,326.73	293,694,446.26
	1,773,568.65	138,945.27
	6,412,088.86	6,457,304.95

	359,852,984.24	300,290,696.48
	90,760,857.36	18,670,103.82
	88,658,079.84	71,781,918.58
	41,346,736.41	37,459,166.40
	19,219,393.09	18,857,344.61
	239,985,066.70	146,768,533.41
	119,867,917.54	153,522,163.07
	731,290,000.00	472,000,000.00
	5,618,455.35	7,090,207.98
	2,088,222.94	
	738,996,678.29	479,090,207.98
	90,008,885.66	98,274,582.33
	622,290,000.00	413,500,000.00
	712,298,885.66	

	5,618,455.35	7,090,207.98
	9,086,070.12	13,782,833.02
	14,356,829.39	
	760,801,354.86	492,873,041.00
	16,977,267.95	36,673,127.46
	657,090,000.00	413,500,000.00
		27,444,748.84
	674,067,267.95	477,617,876.30
	86,734,086.91	15,255,164.70
	160,000.00	
	160,000.00	
	59,472,000.00	41,630,400.00
	59,472,000.00	41,630,400.00
	-59,312,000.00	-41,630,400.00
	-2,360,058.20	3,131,456.35
	102,737,667.79	81,004,307.43
	219,125,360.09	138,121,052.66
	321,863,027.88	219,125,360.09





	74,340
	,000.0
	0

									9,177,198.42	-68,649,198.42	-59,472,000.00
1									9,177,198.42	-9,177,198.42	
2										-59,472,000.00	-59,472,000.00
3											
1											
2											
3											
4											
1											

	“ ”	000.00				000.00				6.38	327.38	3.76
											108,616,363.76	108,616,363.76
	1											
	2											
	3											
	4											
										10,861,636.38	-52,492,036.38	-41,630,400.00

“ ”	500		2016 11
“ ”	1,000.00		

3

12

4

5

1

2

6

7

1

2

8

9

“ ”

10

1

2

3

4

23 —

5

50%

12

11**1**

	100

2

1	1	5.00%
		5.00%

1 2	10.00%	10.00%
2 3	30.00%	30.00%
3	100.00%	100.00%

3

1

2

14

1

17

18

1

1

1

2

3

3

19

20

21

1

23

24

1

2

3

3

29

1

2

30

/

31

1

2

32

1

2017 1 1

16 —

[2017]15

“ ”	3,967,177.23 3,967,177.23

2017 5 28
[2017]13

42 —

2017 1 1

[2017]30

2017

“ ”	20,434.27
“ ” “	20,434.27
” “	-51,991.78
”	51,991.78
“	109,414,174.69
” “ ”	91,771,984.19
	121,577,742.89

33

1

2

34

1



1

	93,254.51	42,263.50
	327,028,928.97	221,777,044.73
		160,000.00

	4,669,109.75	
	4,669,109.75	

4

--	--

2

-341,114.85

0.00

**3****4**

						(%)	
--	--	--	--	--	--	-----	--

6

6

1

1				

2

--	--	--	--	--

8

1

()		
-----	--	--

1			
1	309,848.00	15,492.40	5.00%
1 2	74,848.46	7,484.85	10.00%
2 3			30.00%

1

	21,822,260.01		21,822,260.01	14,021,559.71		14,021,559.71
	17,850,653.53		17,850,653.53	18,033,831.68		18,033,831.68
	19,562,601.89		19,562,601.89	12,867,710.18		12,867,710.18
	59,235,515.43		59,235,515.43	44,923,101.57		44,923,101.57

4 —

1 —

5 —

2

12

--	--	--

13

... } %04' 0Ñ PÐw0

	1,788,304.73	
		160,000,000.00
	1,788,304.73	160,000,000.00

14

1

--	--	--

5

--	--	--	--	--	--	--

15

1

2



19

1

1.	110,148,068.62	129,803,789.84	2,615,256.38	2,029,248.11	17,067,960.34	261,664,323.29
2.	21,556,442.01	34,600,541.58	1,156,831.66		4,937,009.76	62,250,825.01
1		15,157,490.86	1,156,831.66		4,937,009.76	21,251,332.28
2	21,556,442.01	19,443,050.72				40,999,492.73
3						
3.		1,829,024.88			164,817.09	1,993,841.97
1		1,829,024.88			164,817.09	1,993,841.97
4.	131,704,510.63	162,575,306.54	3,772,088.04	2,029,248.11	21,840,547.16	299,000.00

1						
3.						
3.						

20

1

	42,630,000.00	9,820,104.75	36,763,015.93	39,651,143.61		6,931,977.07	--	--				--
--	---------------	--------------	---------------	---------------	--	--------------	----	----	--	--	--	----

3

--	--	--	--	--	--	--	--	--	--	--	--	--

21

--	--	--	--	--	--	--	--	--	--	--	--	--

22

--	--	--	--	--	--	--	--	--	--	--	--	--

1.	16,992,119.11				16,992,119.11
2.	27,570,400.00				27,570,400.00
					27,570,400.00

4.					
1.	41,726,846.25				41,726,846.25
2.	14,958,588.32				14,958,588.32

0.00%

2

--	--	--

28

	784,337.24	2,438,601.35	1,521,127.43		1,701,811.16
	784,337.24	2,438,601.35	1,521,127.43		1,701,811.16

29 /

1

	5,826,813.93			

4

	7,982,878.64	164,051.23
	7,982,878.64	164,051.23

5

2021	164,051.23	164,051.23	
2022	7,818,827.41		
	7,982,878.64	164,051.23	--

30

	676,900.00	6,243,072.02
	676,900.00	6,243,072.02

31**1**

--	--	--

2

--	--	--	--	--

32

--	--	--

33

34

6.08 mh215.82 31.98 5945.46 19.98 reW n1 g56.94 346.46 158.88 19.641re372698.258.010508778315636 19.62 ref2698.258 9 486.54 8228.483440 g.05057d02d6		
	10,097,731.53	6,348,521.24

0.00

35

1

--	--	--

1

3			1,464,600.00	1	4.94
4			980,560.00	1	3.31
5			940,761.45	1	3.17
	—	—	12,128,156.50	—	40.91

36**1**

1		1,071,557.64	1,098,052.34
1 2		4,322.43	5,065.61
2 3		4,683.39	900.00
3		900.00	
		1,081,463.46	1,104,017.95

2**1**

37

1

		14,560,059.56	81,332,329.84	

	2,004,999.13	1,963,022.32
	4,092,477.08	6,631,574.94
	230,978.34	133,856.27
	215,890.40	222,675.45
	182,630.12	160,208.20
	158,288.22	133,002.20
	100,025.51	18,765.01
	19,017.58	14,603.67
	7,004,306.38	9,277,708.06

39

--	--	--

--	--	--

40

--	--	--

1

41

1

	22,122.18	190,735.23
	22,122.18	190,735.23

2

1

--	--	--

42

--	--	--

2

3

4



--	--	--

49

--	--

53

		+ —					
	185,850,000.00						

57

	347,879,618.49	305,294,137.52
--	----------------	----------------

1)		0.00
2)	0.00	
3)	0.00	
4)		0.00
5)	0.00	

61

	333,537,213.14	148,063,217.19	309,877,835.23	118,505,534.43
	4,455,190.87	2,247,337.80	169,242.59	105,637.06
	337,992,404.01	150,310,554.99	310,047,077.82	118,611,171.49

	678,091.00	668,711.08
	420,258.38	199,830.59
	220,125.78	
	108,777.90	61,854.90
	7,674,459.50	6,722,924.74

64

	34,258,855.18	26,303,191.82
	13,375,240.89	16,615,813.94
	3,194,573.02	2,668,911.28
	2,073,844.54	2,517,816.97
	941,176.79	613,113.76
	644,454.01	536,845.75
	738,007.83	774,698.16
	790,247.10	967,005.85
	162,508.69	209,251.24
	0.00	968,693.32
	988,921.46	455,042.14
	57,167,829.51	52,630,384.23

65

	2,564,571.19	2,482,461.63
	3,273,979.53	-3,810,459.89
	97,309.88	100,677.20
	806,718.22	-6,192,244.32



	-						84,093.00	
	--	--	--	--	84,195,3 T			

	125,933,765.22
/	18,890,064.78
	-595,670.59
	168,273.12

3

--	--	--

4

--	--	--

5

	16,758,800.00	
	160,000.00	
	16,918,800.00	

6

--	--	--

76**1**

1	--	--
	109,414,174.69	121,577,742.89
	46,878.48	1,289,247.41
	21,128,734.13	14,315,545.41
	802,142.07	342,635.40

4

	327,122,183.48	221,819,308.23
	93,254.51	42,263.50
	327,028,928.97	221,777,044.73
	327,122,183.48	221,819,308.23

77

“ ”

78

--	--	--

79

1

	3,389,770.06	6.5342	22,149,435.53
	1.21	4.8831	5.91
	15,743,776.00	0.05788	911,249.75
	2,538,375.05	6.5342	16,586,250.25
	16,000.00	6.5342	104,547.20
	100,000.00	0.05788	5,788.00
	497,680.30	6.5342	2,256,582.02

3

4

5

6

2

1

--	--	--	--	--	--	--	--	--

2

--	--

3

3

4

5

4

5

2

1

2017 8

3% 15

4% 20

2% 10

1 /

60%

51%

2

/	450,000.00
--	450,000.00
/	450,000.00

20%

20%

1

2

	/	/

3

	/		/	
	59,207,244.85	57,962,343.53		
	39,516,920.96			
	98,724,165.81	57,962,343.53		
	41,293,276.36			
	41,293,276.36			
	57,430,889.45	57,962,343.53		
	14,070,567.92	26,083,054.59		
--	-577,500.00			
	13,493,067.92	26,083,054.59		
	17,446,651.10			
	-957,335.97	-2,037,656.47		
	-1,111,774.58			
	-2,069,110.55	-2,037,656.47		

— -577,500

4

	/	/
	--	--
	--	--
	--	--
	13,182,859.93	3,153,188.01
	--	--
--	29,671.92	-346,811.99
--	29,671.92	-346,811.99

5**6**

--	--	--	--

7**8**

5

6

1

2

	1	1 2	2 3	3	
	327,122,183.48				327,122,183.48
	45,837,544.15				45,837,544.15
	96,110,309.85				96,110,309.85
	361,719.21				361,719.21
	469,431,756.69				469,431,756.69
	10,097,731.53				10,097,731.53

	28,320,852.36	1,327,322.68			29,648,175.04
	38,418,583.89	1,327,322.68			39,745,906.57

1

	--	--	--	--
	--	--	--	--

2

3

4

5

6

7

8

9

1

			1,600,000	46.95%	46.95%

48.56%

2

1

3

3

--	--

4

--	--

5

1

/

		10,474,324.73	16,000,000.00		

/

		676,181.40	
		862,593.95	

2

/

/

/

/	/	/	/	/	/	
---	---	---	---	---	---	--

						/
--	--	--	--	--	--	---

/

/

/	/	/	/	/	/	/
---	---	---	---	---	---	---

/

3

		214,240.00	

		2,030,959.80	

7

		4,979,900.00	3,409,600.00

8

6

1

2

		7,051,963.85	

7

8

1

2

3

4

5

1

2

1

2

3

1

--	--	--	--

3

1

2

4

5

8

1

1

	101,196, 146.53	99.55%	5,085,83 6.68	5.03%	96,110,30 9.85	108,403 ,338.56	100.00%	5,426,951 .53	5.01%	102,976,38 7.03
	454,621. 64	0.45%			454,621.6 4					
	101,650, 768.17	100.00%	5,085,83 6.68	5.03%						

2

-341,114.85

--	--	--

3

--	--

--	--	--	--	--	--

4

					(%)	
1			19,308,553.91	1	18.99	965,427.70
2			17,793,319.52	1	17.50	889,665.98
3			14,230,346.55	1	14.00	711,517.33
4			4,409,900.00	1	4.34	220,495.00
5			2,946,501.11	1	2.90	147,325.06
	—	—	58,688,621.09	—	57.73	2,934,431.07

5

6


2

1

	1,102,69 6.46	100.00%	740,977. 25	67.20%	361,719.2 1	992,428 .46	100.00%	229,121.4 2	23.09%	763,307.04
	1,102,69 6.46	100.00%	740,977. 25	67.20%	361,719.2 1	992,428 .46	100.00%	229,121.4 2	23.09%	763,307.04

1			
1		309,848.00	





2

[Redacted]											
[Redacted]											
[Redacted]											
	3,153,188			347,997.3						3,501,185	
	.01			9						.40	
		27,000.00		-916,945.						26,083.05	
		0.00		41						4.59	
		10,000.00		-318,325.						9,681,674	
		0.00		47						.53	
		17,850.00	3,850,000	-234,547.	-272,384.					13,493.06	
		0.00	.00	31	77					7.92	
	3,153,188	54,850.00	3,850,000	-1,121,82	-272,384.						
	.01	0.00	.00	0.80	77						

	5,618,455.35	7,090,207.98
	4,496,634.55	6,743,395.99

6

1

	20,434.27	
	4,162,177.23	
	5,618,455.35	
	209,485.19	
	1,501,582.81	
	8,508,969.23	--

1 —

1 —

2

		/	/
	14.39%	0.5985	0.5985
	13.29%	0.5527	0.5527

2017

2018 3 16